

PROJECT UFO RECORD

1. DATE TIME GROUP 12/28/65 300 3005	2. LOCATION Painesville, Ohio
3. OFFICE	10. CONCLUSION Two ...
4. NUMBER OF OBJECTS	
5. LENGTH OF OBSERVATION 10 min	11. BRIEF SUMMARY AND ANALYSIS The observers sighted an inverted triangle shape ... to the south of their position. The light from the object came only from the bottom and in the observer's opinion may have been caused by flames. The object appeared to move from the SE to the SW and remained visible for about 10 minutes. Shortly before the object disappeared behind some trees, there was a bright ... ping from the bottom.
6. TYPE OF OBSERVATION Visual	
7. COURSE SE to SW	
8. PHOTOS <input type="checkbox"/> Yes <input checked="" type="checkbox"/> No	COMMENTS: Weather observations from the closest station (Cleveland Municipal Airport) indicate that their surface winds at Cleveland were SSW at 8 knots. Since the observers were looking at an object low in the south, any southerly component of its velocity would be difficult to distinguish and any westerly component would be most evident. The description of the object fits that of a Garment bag ...
9. PHYSICAL EVIDENCE <input type="checkbox"/> Yes <input checked="" type="checkbox"/> No	

FORM

FD SEP 63 0-329 (TDE) Previous editions of this form may be used.



17. DID YOU OBSERVE THE PHENOMENON THROUGH ANY OF THE FOLLOWING? INCLUDE INFORMATION ON MODEL, TYPE, FILTER, LENS PRESCRIPTION OR OTHER APPLICABLE DATA.	
EYEGASSES	CAMERA VIEWER
SUNGLASSES	<input checked="" type="checkbox"/> BINOCULARS <i>Sears 7 X 35</i>
WINDSHIELD	TELESCOPE
SIDE WINDOW OF VEHICLE	THEODOLITE
WINDOWPANE	OTHER
A. DO YOU ORDINARILY WEAR GLASSES? <input type="checkbox"/> YES <input checked="" type="checkbox"/> NO	B. DO YOU USE READING GLASSES? <input type="checkbox"/> YES <input checked="" type="checkbox"/> NO
18. WHAT WAS YOUR IMPRESSION OF THE SPEED OF THE PHENOMENON? GIVE ESTIMATE OF SPEED <u>30 mph</u>	19. WHAT WAS YOUR IMPRESSION OF THE DISTANCE OF THE PHENOMENON? GIVE ESTIMATE OF DISTANCE <u>?</u>
20. IN ORDER THAT WE MAY OBTAIN AS CLEAR A PICTURE AS POSSIBLE OF WHAT YOU SAW, DESCRIBE IN YOUR OWN WORDS A COMMON OBJECT OR OBJECTS WHICH, WHEN PLACED IN THE SKY, SIMILAR TO WHERE YOU NOTED THE PHENOMENON, WOULD BEAR SOME RESEMBLANCE TO WHAT YOU SAW. DESCRIBE SIMILARITIES AND DIFFERENCES BETWEEN THE COMMON OBJECT AND WHAT YOU SAW.	
<p><i>Perhaps an inverted Thimble could be compared to this object.</i></p>	
21. DID YOU NOTICE ANY ODOR, NOISE, OR HEAT EMANATING FROM THE PHENOMENON OR ANY EFFECT ON YOURSELF, ANIMALS OR MACHINERY IN THE VICINITY? <input type="checkbox"/> YES <input checked="" type="checkbox"/> NO. IF "YES," DESCRIBE.	
A. DID THE PHENOMENON DISTURB THE GROUND OR LEAVE ANY PHYSICAL EVIDENCE. <input type="checkbox"/> YES <input checked="" type="checkbox"/> NO. IF "YES," DESCRIBE.	
<p><i>The fire dropping from the bottom (in globs) disappeared into trees away from our view and we could not estimate where it fell (or if it burned out or dispersed before hitting ground)</i></p>	



22. HAVE YOU EVER SEEN THIS OR A SIMILAR PHENOMENON BEFORE?  YES  NO. IF "YES," GIVE DATE AND LOCATION. *I saw a similar object in February, 1967, while in a car but at that time could not see shape and that object moved erratically and came down and flew straight.*

23. WAS ANYONE WITH YOU AT THE TIME YOU SAW THE PHENOMENON?  YES  NO. IF "YES," DID THEY SEE IT TOO? *Yes*

A. LIST THEIR NAMES AND ADDRESSES *excitement woke neighbors who observed it for about 1 min. as it was leaving our sight. (7 neighbors also saw fire falling)*  
 Neighbors: Mr. ~~\_\_\_\_\_~~  
 Painesville, Ohio

24. GIVE THE FOLLOWING INFORMATION ABOUT YOURSELF

LAST NAME, FIRST NAME, MIDDLE NAME ~~\_\_\_\_\_~~

ADDRESS (Street, City, State and Zip Code) ~~\_\_\_\_\_~~ Painesville, Ohio 44077

TELEPHONE NUMBER (Area and Number) ~~\_\_\_\_\_~~ AGE Husband - 31 wife - 30 MALE FEMALE

INDICATE ADDITIONAL INFORMATION REGARDING OCCUPATION AND ANY EXPERIENCE WHICH MAY BE PERTINENT.

Husband works at Ohio Bell Telephone Company and attends Lake Erie College evenings. Neither of us are pilots or have any experience with aircraft.

25. WHEN AND TO WHOM DID YOU REPORT THAT YOU HAD SIGHTED THIS PHENOMENON? *No one. People do not want to hear of sightings and express disbelief as we experienced in a previous sighting (see)*

26. DATE YOU COMPLETED THIS QUESTIONNAIRE. DAY 28 MONTH July YEAR 1969

Later we called Peter Tompson, local member of NICAAP who gives specimens in our area



note: I had suggested to Mr. ~~Thompson~~ in case Telecom  
That The object may have been a GARMENT  
Bag Hot Air Balloon. He agreed with me That The  
descriptions were The same but he didn't remember  
ANY SURFACE WIND. *H. L. Cannon* AFR 80-17(C1)

27. INFORMATION WHICH YOU FEEL IS PERTINENT BUT WHICH IS NOT ADEQUATELY COVERED IN THIS QUESTIONNAIRE,  
ALTERNATIVELY PROVIDE A NARRATIVE EXPLANATION OF THE SIGHTING.

This object was definitely not a  
balloon with candles in it. <sup>+NOTE</sup> We  
actually saw the shape and the  
entire bottom of the object (approx.  
6' to 10' feet diameter) was aglow  
which could be compared to the  
glowing interior of a campfire made  
of logs which includes reds, oranges,  
and yellows. The object was moving  
very slowly and steadily. I first  
pointed the object out to my husband  
as I often just look about the sky,  
especially at night. We watched it  
for about 4 or 5 minutes before I ran  
to get the binoculars while my husband  
kept his eye on the object. I first  
saw the actual shape & the first  
of the fire falling. I shouted to my  
husband & he looked through the  
binoculars & saw the same thing. At  
the time he saw the fire falling  
through the binoculars I saw it with  
my naked eye as did the neighbors.



DEPARTMENT OF THE AIR FORCE  
HEADQUARTERS FOREIGN TECHNOLOGY DIVISION (AF3C)  
WRIGHT-PATTERSON AIR FORCE BASE, OHIO 43433



REPLY TO  
ATTN OF:

TDPT (UFO)

25 JUL 1969

SUBJECT:

UFO Observation 22 Jul 69

TO:

Mr. & Mrs. [REDACTED]  
[REDACTED]  
Painesville, Ohio 44077

Your name has been given to the Aerial Phenomena Office (Project Blue Book) as being a witness to an unidentified flying object. If you were a witness to an UFO sighting on [REDACTED] would you please complete the attached AF Form 117 and return it in the envelope provided. If you were not a witness to this sighting, would you please make a statement to this effect on the attached form. The information which you provide will be used in evaluating this observation. Thank you for your assistance in this matter.

DIRECTOR QUINTANILLA, Jr, Lt Colonel, USAF  
Chief, Aerial Phenomena Office  
Aerospace Technologies Division  
Production Directorate

1 Atch  
AF Form 117 w/envelope

*Surface weather obs. requested. Sgt. Waller to  
get obs from Cleveland Municipal*

2100

*high thin broken*

*From 020 at 6 KNTs*

2200

*" " "*

*From 030 at 6 KNTs*

2300

*overcast*

*High*

*From 010 at 4 " "*



MEMO FOR RECORD

23 Jul 1969

SUBJECT: UFO Observation, 22 Jul 1969

1. On 23 Jul 69, TDPT (UFO) received a telephone call from Mr. [REDACTED]  
[REDACTED]; Painesville, Ohio 44077. On 22 Jul at 2200 hrs,  
Mr. [REDACTED] and his wife observed an unidentified flying object. The  
object looked like a hat with eyes of dull white light. Mrs. [REDACTED]  
was observing the object through binoculars. She saw a brim with a dome  
on top with fire falling from underneath like burning charcoal. The object  
was traveling very slowly at treetop level. They observed the object for  
3 or 4 minutes. They were looking to the south, and the object was traveling  
from east to west following the curvature of the earth. The observers noticed  
no surface winds. The object disappeared behind some trees. The object was  
like a small airplane only it was traveling slower and lower than an airplane.
2. We sent the observers an AF Fm 117, and we requested surface weather  
observations for that date and time.



## SIGHTING OF UNIDENTIFIED PHENOMENA QUESTIONNAIRE

BUDGET BUREAU APPROVAL  
NUMBER 31-2258

THIS QUESTIONNAIRE HAS BEEN PREPARED SO THAT YOU CAN GIVE THE U.S. AIR FORCE AS MUCH INFORMATION AS POSSIBLE CONCERNING THE UNIDENTIFIED PHENOMENON THAT YOU HAVE OBSERVED. PLEASE TRY TO ANSWER ALL OF THE QUESTIONS. THE INFORMATION YOU GIVE WILL BE USED FOR RESEARCH PURPOSES. YOUR NAME WILL NOT BE USED IN CONNECTION WITH ANY OF YOUR STATEMENTS OR CONCLUSIONS WITHOUT YOUR PERMISSION. RETURN TO AIR FORCE BASE INVESTIGATOR FOR FORWARDING TO FTD (TDETR), WRIGHT-PATTERSON AFB, OHIO 45433, IAW AFR 80-17. (IF ADDITIONAL SHEETS ARE NEEDED FOR NARRATIVE OR SKETCHES ATTACH SECURELY TO THIS FORM OR ANNOTATE WITH YOUR NAME FOR IDENTIFICATION.)

1. WHEN DID YOU SEE THE PHENOMENON?

DAY 22 MONTH July YEAR 1969

2. WHAT TIME DID YOU FIRST SIGHT THE PHENOMENON?

HOUR 10 MINUTES 05  A.M.  P.M.

3. WHAT TIME DID YOU LAST SIGHT THE PHENOMENON?

HOUR 10 MINUTES 15  A.M.  P.M.

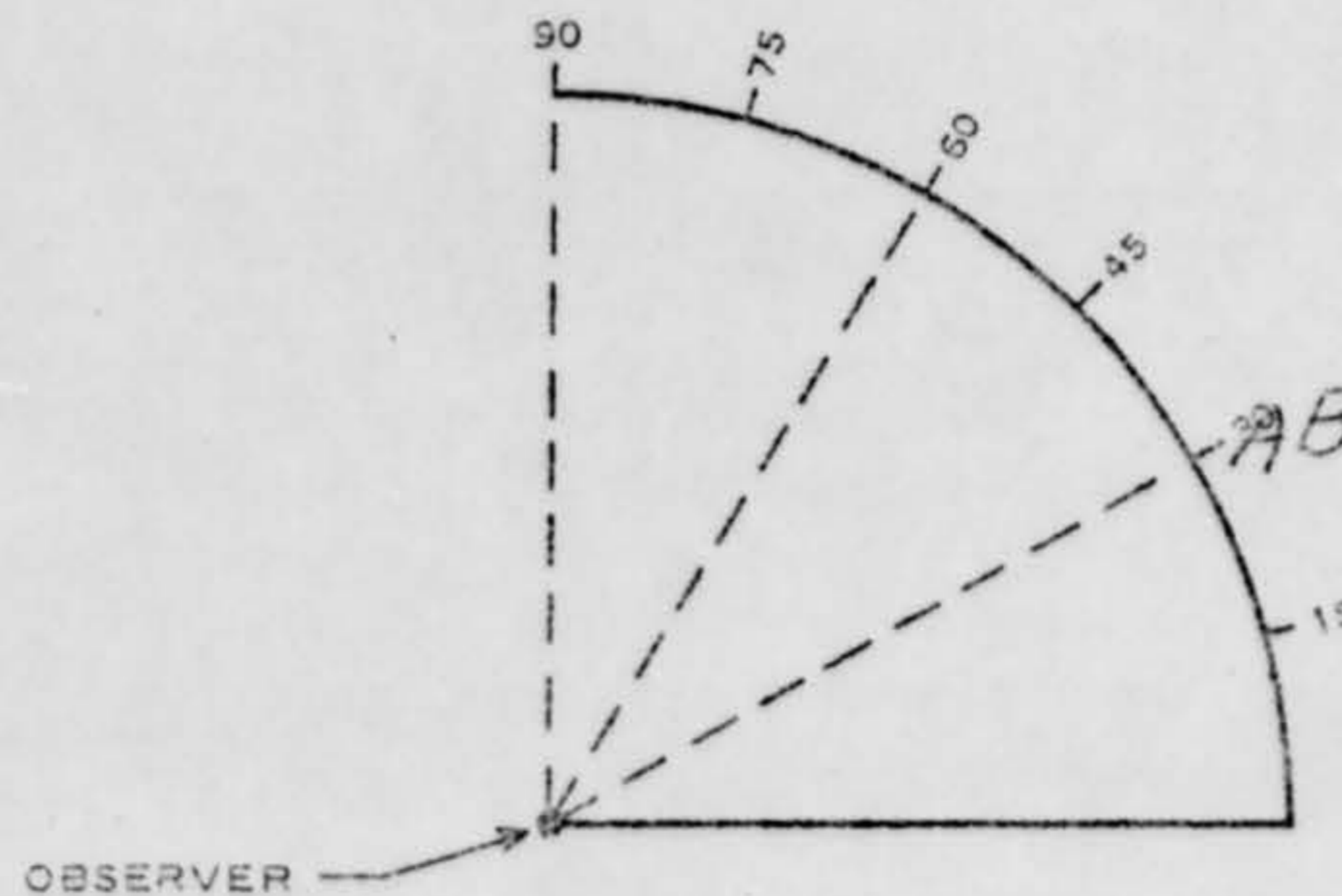
4. TIME ZONE

 EASTERN CENTRAL MOUNTAIN PACIFIC OTHER DAYLIGHT SAVINGS STANDARD

5. WHERE WERE YOU WHEN YOU SAW THE PHENOMENON? IF IN CITY, GIVE THE NEAREST STREET ADDRESS AND INDICATE ON A HAND DRAWN MAP WHERE YOU WERE STANDING WITH REFERENCE TO THE ADDRESS. IF IN THE COUNTRY, IDENTIFY THE HIGHWAY YOU WERE ON OR NEAR AND TRY TO FIX A DISTANCE AND DIRECTION FROM SOME RECOGNIZABLE LANDMARK.

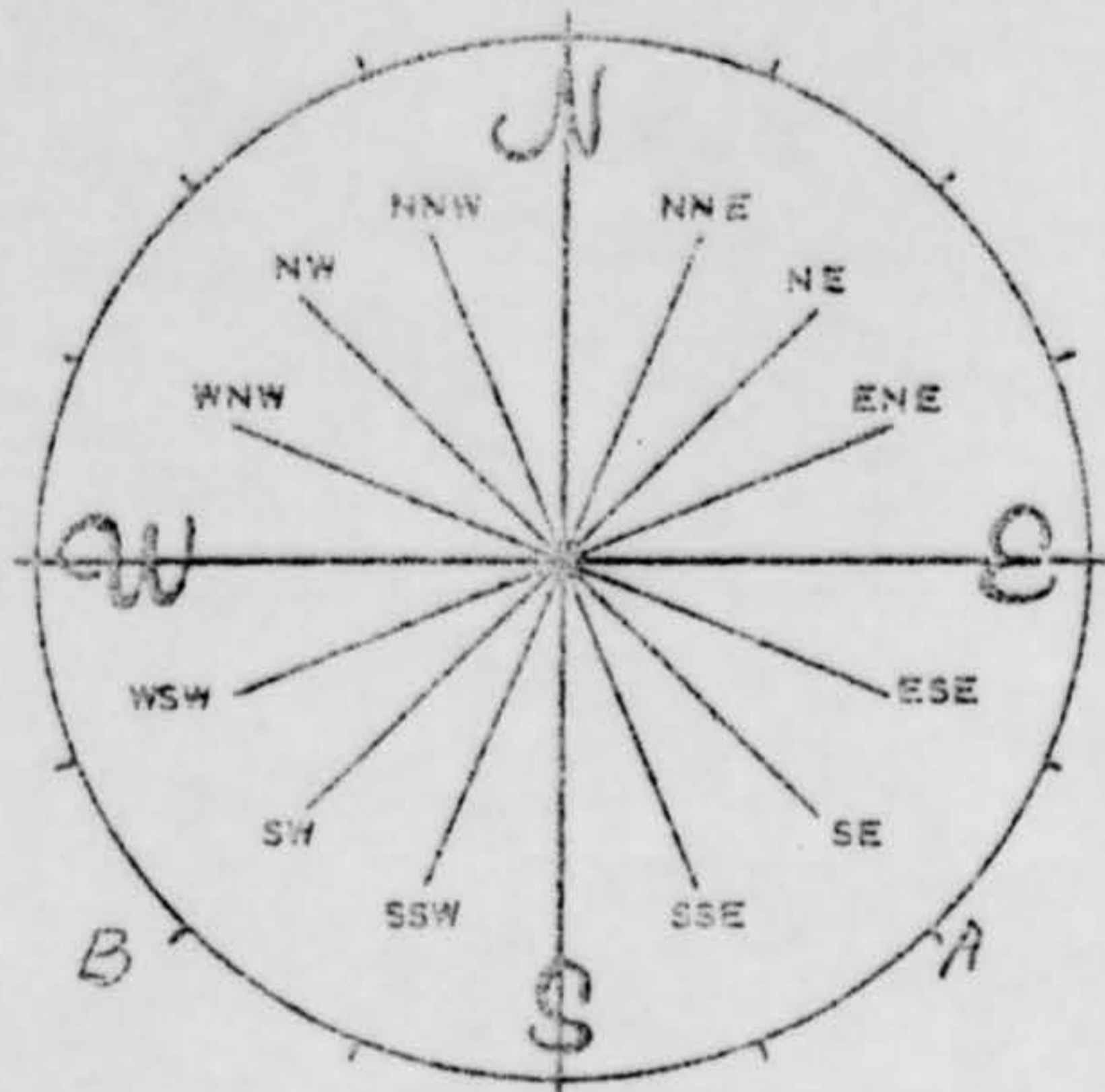
~~1800~~  
Painesville, Ohio

6. IMAGINE YOU ARE AT THE POINT SHOWN IN THE SKETCH, PLACE AN "A" ON THE CURVED LINE TO SHOW HOW HIGH THE PHENOMENON WAS ABOVE THE HORIZON, OR SKYLINE, WHEN FIRST SEEN. PLACE A "B" ON THE SAME CURVED LINE TO SHOW HOW HIGH ABOVE THE HORIZON THE PHENOMENON WAS WHEN LAST SEEN.



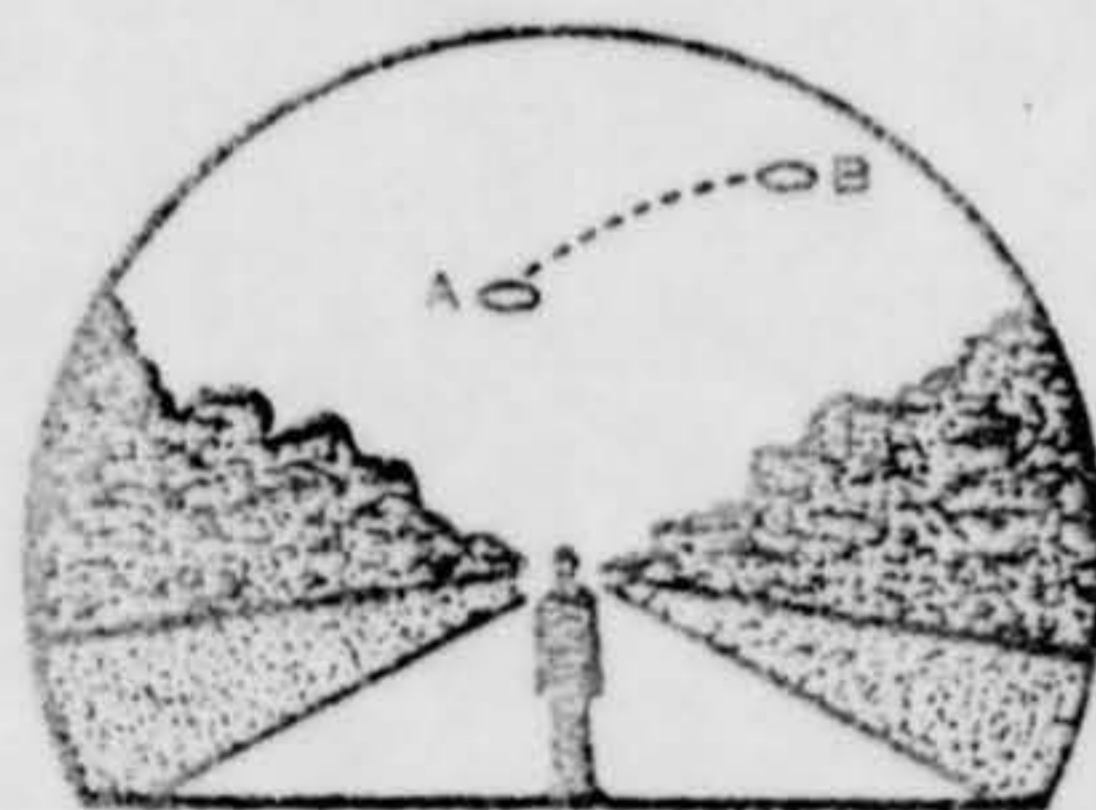
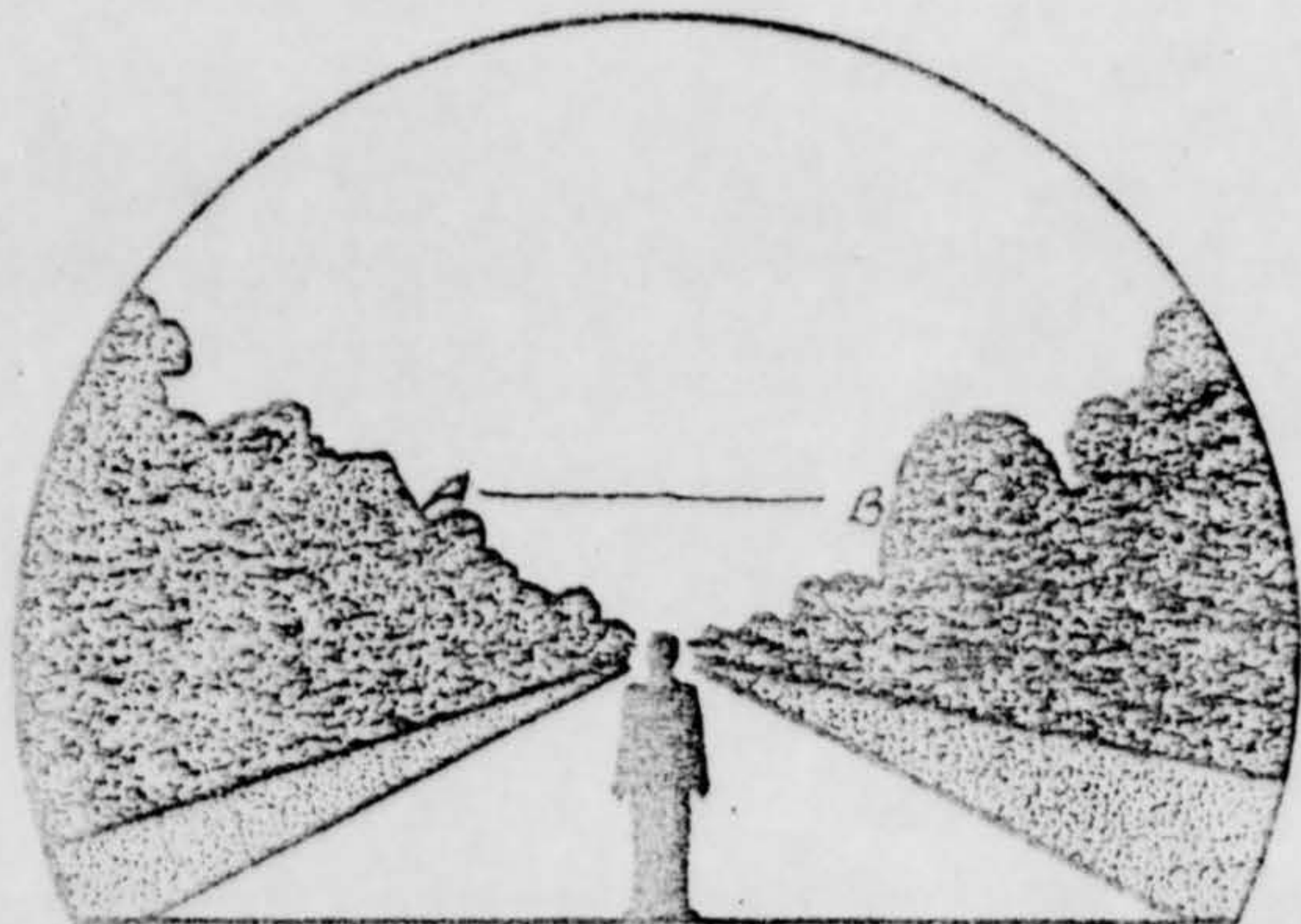


3A. NOW IMAGINE YOU ARE AT THE CENTER OF THE COMPASS ROSE. PLACE AN "A" ON THE COMPASS TO INDICATE THE DIRECTION TO THE PHENOMENON WHEN FIRST SEEN. PLACE A "B" ON THE COMPASS TO INDICATE THE DIRECTION TO THE PHENOMENON WHEN LAST SEEN.



*The object was actually south of us moving east to west*

7. IN THE SKETCH BELOW, PLACE AN "A" AT THE POSITION OF THE PHENOMENON WHEN FIRST SEEN, AND A "B" AT THE POSITION OF THE PHENOMENON WHEN LAST SEEN. CONNECT THE "A" AND "B" WITH A LINE TO APPROXIMATE THE MOVEMENT OF THE PHENOMENON BETWEEN "A" AND "B". THAT IS, SCHEMATICALLY SHOW WHETHER THE MOVEMENT APPEARED TO BE STRAIGHT, CURVED OR ZIG-ZAG. REFER TO SMALLER SKETCH AS AN EXAMPLE OF HOW TO COMPLETE THE LARGER SKETCH.





3. WHERE WERE YOU WHEN YOU SAW THE PHENOMENON? (Check appropriate blocks.)

<input checked="" type="checkbox"/> OUTDOORS			IN BUSINESS SECTION OF CITY
IN BUILDING		<input checked="" type="checkbox"/>	IN RESIDENTIAL SECTION OF CITY
IN CAR <input type="checkbox"/> AS DRIVER <input type="checkbox"/> AS PASSENGER			IN OPEN COUNTRYSIDE
IN BOAT			NEAR AIRFIELD
IN AIRPLANE <input type="checkbox"/> AS PILOT <input type="checkbox"/> AS PASSENGER			FLYING OVER CITY
OTHER			FLYING OVER OPEN COUNTRY
			OTHER

A. IF YOU WERE IN A VEHICLE, COMPLETE THE FOLLOWING:

WHAT DIRECTION WERE YOU MOVING?		HOW FAST WERE YOU MOVING?
NORTH	EAST	DID YOU STOP ANYTIME WHILE OBSERVING THE PHENOMENON? <input type="checkbox"/> YES <input type="checkbox"/> NO
SOUTH	WEST	
NORTHEAST	SOUTHEAST	
NORTHWEST	SOUTHWEST	

EXPLAIN WHETHER SUCH MOVEMENT AFFECTS YOUR SKETCHES IN ITEMS 5 AND 6.

DESCRIBE TYPE OF VEHICLE YOU WERE IN AND TYPE OF ROAD, TERRAIN OR BODY OF WATER YOU TRAVERSED DURING THE SIGHTING. STATE WHETHER WINDOWS OR CONVERTIBLE TOP WERE UP OR DOWN.

HOW MUCH OTHER TRAFFIC WAS THERE?

DID YOU NOTICE ANY AIRPLANES?  YES  NO. IF "YES," DESCRIBE WHEN THEY WERE IN SIGHT RELATIVE TO THE TIME OF SIGHTING THE PHENOMENON AND WHERE THEY WERE IN THE SKY RELATIVE TO THE POSITION OF THE PHENOMENON.

*About 10 minutes after the sighting a small plane went over in approximately the same area. The plane was two times higher than the object, the plane flew faster, and made much noise.*

9. HOW LONG WAS THE PHENOMENON IN SIGHT?

LENGTH OF TIME	<input checked="" type="checkbox"/> CERTAIN OF TIME	<input type="checkbox"/> NOT VERY SURE
<i>10 minutes</i>	<input type="checkbox"/> FAIRLY CERTAIN	<input type="checkbox"/> JUST A GUESS

HOW WAS TIME DETERMINED?

*NOTED TIME AS WE WENT OUT AND CAME IN IMMEDIATELY AFTER SIGHTING AND AGAIN OBSERVED TIME*

WAS THE PHENOMENON IN SIGHT CONTINUOUSLY?  YES  NO. IF "NO," INDICATE WHETHER THIS IS DUE TO YOUR MOVEMENT OR THE BEHAVIOR OF THE PHENOMENON, AND DESCRIBE SUCH MOVEMENT OR BEHAVIOR. INDICATE DISAPPEARANCES ON PREVIOUS SKETCHES.

*The object was slightly obscured at one time by a tree close to us but was never out of sight. We could still see the light through the sparsely leaved tree.*



10. IF THERE WERE MORE THAN ONE PHENOMENON, HOW MANY WERE THERE? DRAW A PICTURE TO SHOW HOW THEY WERE ARRANGED. DID THIS ARRANGEMENT CHANGE DURING THE SIGHTING?

11. CONDITIONS (Check appropriate blocks.)

A. SKY		B. WEATHER			
<input type="checkbox"/>	DAY	<input type="checkbox"/>	CUMULUS CLOUDS (Low fluffy)	<input type="checkbox"/>	FOG OR MIST
<input type="checkbox"/>	TWILIGHT	<input type="checkbox"/>	CIRRUS CLOUDS (High fleecy or Herring-bone)	<input type="checkbox"/>	HEAVY RAIN
<input checked="" type="checkbox"/>	NIGHT	<input type="checkbox"/>	NIMBUS CLOUDS (Rain)	<input type="checkbox"/>	LIGHT RAIN OR DRIZZLE
<input checked="" type="checkbox"/>	CLEAR	<input type="checkbox"/>	CUMULONIMBUS CLOUDS (Thunderstorms)	<input type="checkbox"/>	HAIL
<input type="checkbox"/>	PARTLY CLOUDY	<input type="checkbox"/>	HAZE OR SMOG	<input type="checkbox"/>	SNOW OR SLEET
<input type="checkbox"/>	COMPLETELY OVERCAST	<input type="checkbox"/>		<input type="checkbox"/>	UNKNOWN
				<input type="checkbox"/>	NONE OF THE ABOVE

C. IF THE SIGHTING WAS AT TWILIGHT OR NIGHT, WHAT DID YOU NOTICE ABOUT THE STARS AND MOON?

(1) STARS		(2) MOON			
<input type="checkbox"/>	NONE	<input type="checkbox"/>	BRIGHT MOONLIGHT	<input type="checkbox"/>	NO MOONLIGHT
<input checked="" type="checkbox"/>	A FEW	<input type="checkbox"/>	MOON WITH HALO	<input type="checkbox"/>	UNKNOWN
<input type="checkbox"/>	MANY	<input type="checkbox"/>	MOON HIDDEN BY CLOUDS		
<input type="checkbox"/>	UNKNOWN	<input checked="" type="checkbox"/>	PARTIAL (New or quarter)		

D. IF SIGHTING WAS IN DAYLIGHT, WAS THE SUN VISIBLE?  YES  NO. IF "YES," WHERE WAS THE SUN AS YOU FACED THE PHENOMENON?

<input type="checkbox"/>	IN FRONT OF YOU	<input type="checkbox"/>	TO YOUR RIGHT	<input type="checkbox"/>	OVERHEAD (Near noon)
<input type="checkbox"/>	IN BACK OF YOU	<input type="checkbox"/>	TO YOUR LEFT	<input type="checkbox"/>	UNKNOWN

E. SPECIFY THE MAJOR SOURCE OF ILLUMINATION PRESENT DURING THE SIGHTING, SUCH AS THE SUN, HEADLIGHTS OR STREET LAMP, ETC. FOR TERRESTRIAL ILLUMINATION, SPECIFY DISTANCE TO LIGHT SOURCE.

*First observed from backyard - no light  
Then observed from front steps - street lamps on*

12. GIVE A BRIEF DESCRIPTION OF THE PHENOMENON, INDICATING WHETHER IT APPEARED DARK OR LIGHT, WHETHER IT REFLECTED LIGHT OR WAS SELF-LUMINOUS AND WHAT COLORS YOU NOTICED. DESCRIBE YOUR IMPRESSION OF WHETHER IT WAS SOLID OR TRANSPARENT, WHETHER EDGES WERE SHARP OR FUZZY. DESCRIBE THE SHAPE OR INDICATE IF IT APPEARED AS A POINT OF LIGHT. INDICATE COMPARISONS WITH OTHER OBSERVED OBJECTS, LIKE STARS, A LIGHT OR OTHER OBJECT IN YOUR FIELD OF VIEW.

*The light from the object came only from the bottom. We could not tell the shape of the object until we looked through binoculars. A definite shape was then observed and is sketched on the following page. It did not appear to be self-luminous or reflecting light. The edges were clearly defined. But, other than shape, we couldn't make any other observations as to material, etc.*



13.	DID THE PHENOMENON	YES	NO	UNKNOWN
	MOVE IN A STRAIGHT LINE?	X		
	STAND STILL AT ANYTIME?		X	
	SUDDENLY SPEED UP AND RUN AWAY?		X	
	BREAK UP IN PARTS AND EXPLODE?		X	
	CHANGE COLOR?		X	
	GIVE OFF SMOKE?		X	
	CHANGE BRIGHTNESS?		X	
	CHANGE SHAPE?		X	
	FLASH OR FLICKER? <i>as flames</i>	X		
	DISAPPEAR AND REAPPEAR?		X	
	SPIN LIKE A TOP?		X	
	MAKE A NOISE?		X	
	FLUTTER OR WOBBLE?		X	

## 14. WHAT DREW YOUR ATTENTION TO THE PHENOMENON?

The light coming over the trees was larger than the type on airplanes and appeared to be glowing & perhaps flaming. It was moving slowly and much lower than airplanes. It moved very steadily, did not deviate from its straight line, or in any way behave erratically. There was little or no wind.

## A. HOW DID IT FINALLY DISAPPEAR?

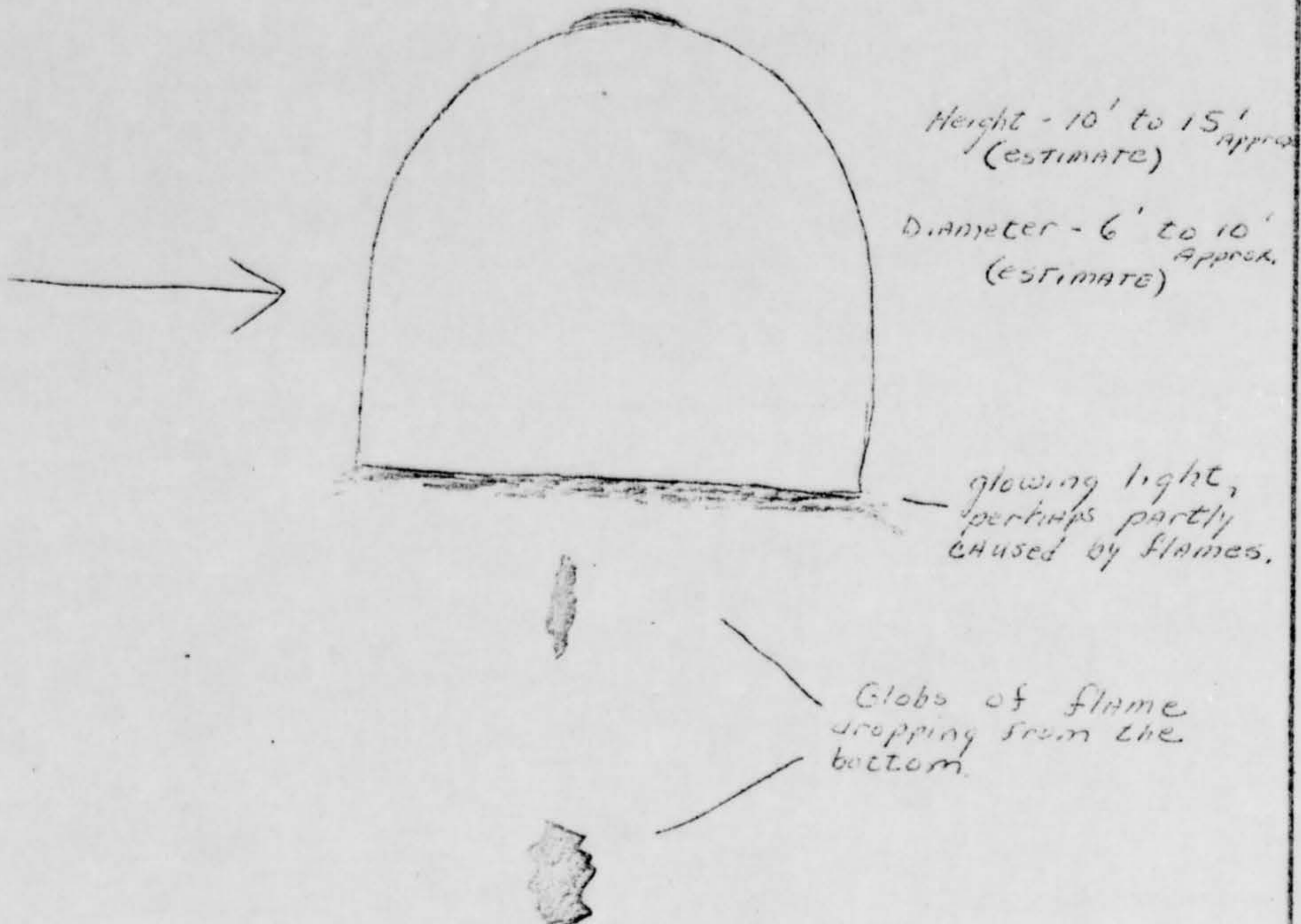
Out of sight, beyond tall trees.

B. DID THE PHENOMENON MOVE BEHIND OR IN FRONT OF SOMETHING, LIKE A CLOUD, TREE, OR BUILDING AT ANY TIME?  
 YES  NO. IF "YES," DESCRIBE.

Although it passed behind a sparsely leaved tree, it remained in sight.



15. DRAW A PICTURE THAT WILL SHOW THE SHAPE OF THE PHENOMENON. INCLUDE AND LABEL ANY DETAILS THAT MIGHT HAVE APPEARED AS WINGS OR PROTRUSIONS, AND INDICATE EXHAUST OR VAPOR TRAILS. INDICATE BY AN ARROW THE DIRECTION THE PHENOMENON WAS MOVING.



16. WHAT WAS THE ANGULAR SIZE? HOLD A MATCH AT ARM'S LENGTH IN FRONT OF A KNOWN OBJECT, SUCH AS A STREET LAMP OR THE MOON. NOTE HOW MUCH OF THE OBJECT IS COVERED BY THE HEAD OF THE MATCH. NOW IF YOU HAD BEEN ABLE TO PERFORM THIS EXPERIMENT AT THE TIME OF THE SIGHTING, ESTIMATE WHAT FRACTION OF THE PHENOMENON WOULD HAVE BEEN COVERED BY THE MATCH HEAD.

Perhaps one-fourth to one-sixth of the object.